



KNOCKIN' ON HEAVEN'S DOOR

Words and music By Bob Dylan

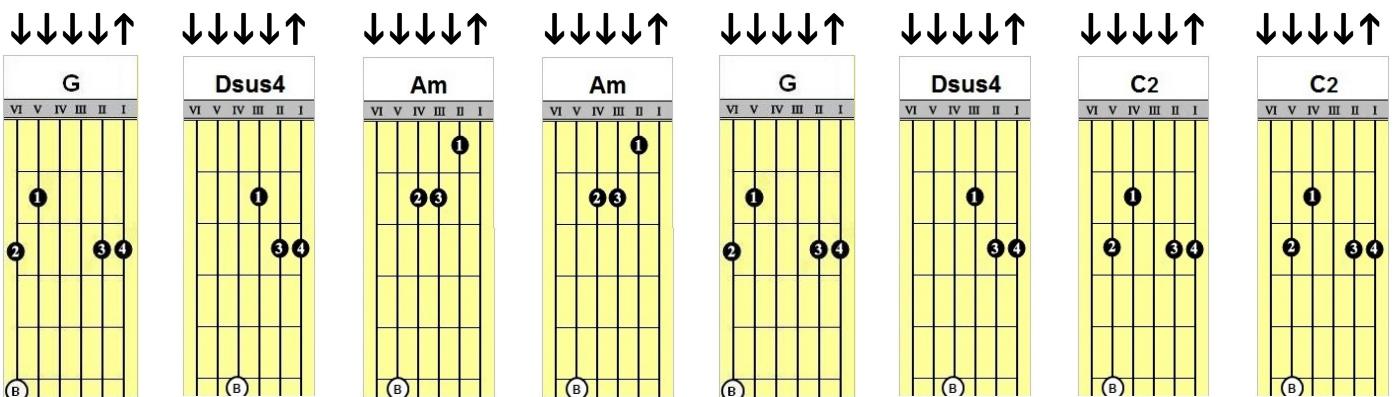
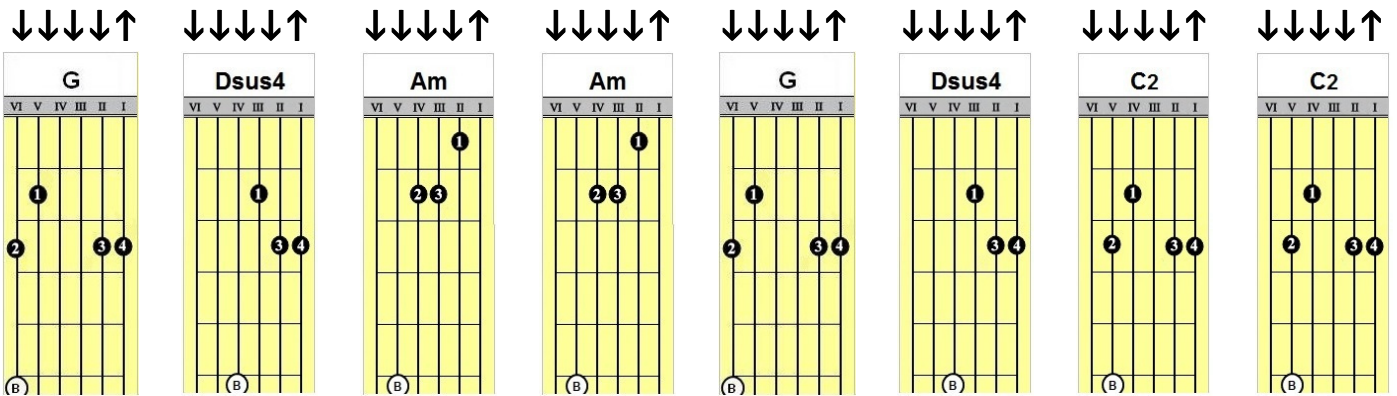
STEP 2

Strum with your right hand in the pattern shown

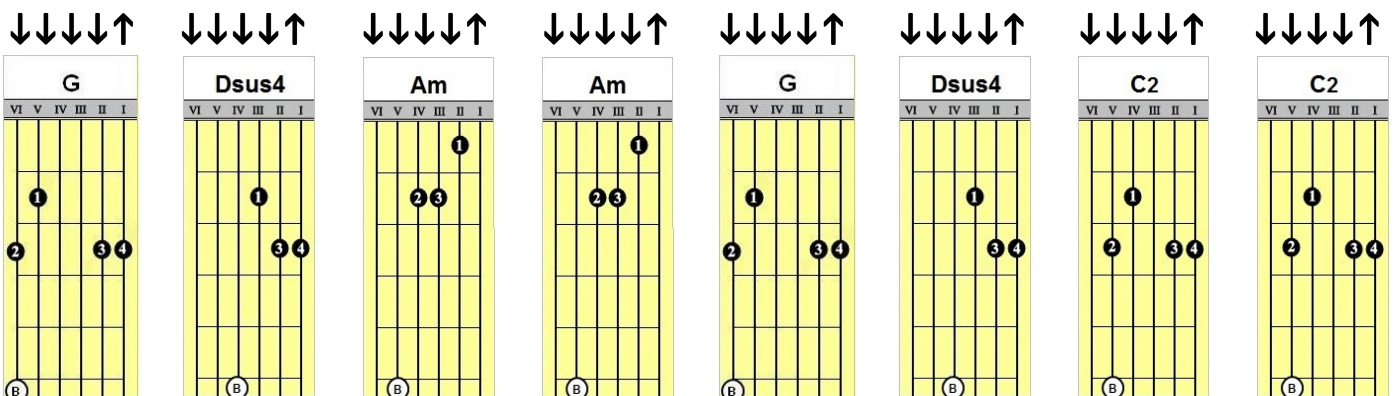
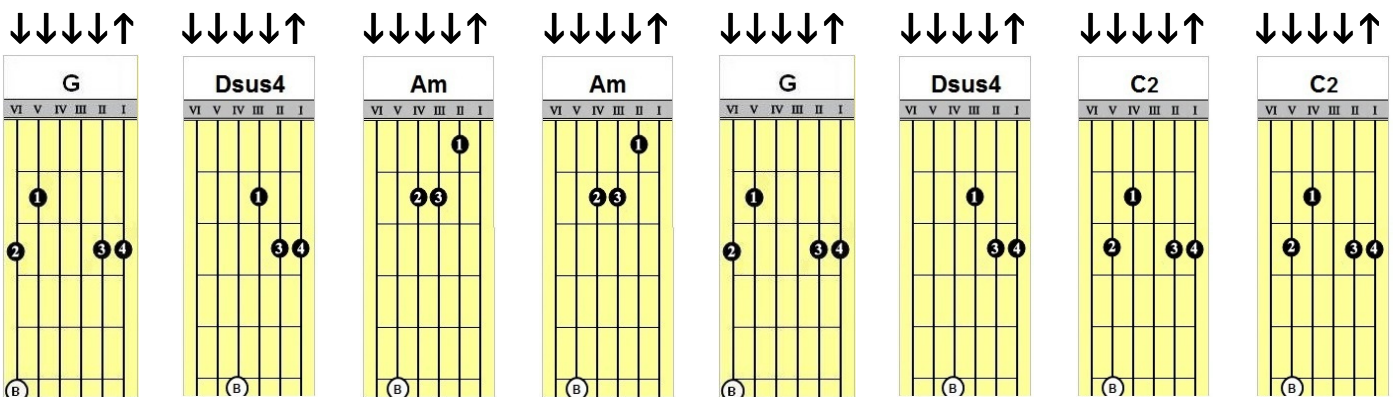
INTRO

The diagram shows two rows of eight guitar chord diagrams each, representing the intro sequence. Above each diagram is a strumming pattern: four downward arrows followed by one upward arrow. The chords in the first row are G, Dsus4, Am, Am, G, Dsus4, C2, and C2. The second row contains the same sequence of chords: G, Dsus4, Am, Am, G, Dsus4, C2, and C2. Each diagram includes a fretboard with fingerings: G (2, 3, 4), Dsus4 (1, 3, 4), Am (1, 2, 3), and C2 (1, 2, 3, 4). A circled 'B' is at the bottom of each diagram.

1. VERSE



CHORUS



2. VERSE

↓ ↓ ↓ ↓ ↑ ↓ ↓ ↓ ↓ ↑ ↓ ↓ ↓ ↓ ↑ ↓ ↓ ↓ ↓ ↑ ↓ ↓ ↓ ↓ ↑ ↓ ↓ ↓ ↓ ↑ ↓ ↓ ↓ ↓ ↑ ↓ ↓ ↓ ↓ ↑

G Dsus4 Am Am G Dsus4 C2 C2

↓ ↓ ↓ ↓ ↑ ↓ ↓ ↓ ↓ ↑ ↓ ↓ ↓ ↓ ↑ ↓ ↓ ↓ ↓ ↑ ↓ ↓ ↓ ↓ ↑ ↓ ↓ ↓ ↓ ↑ ↓ ↓ ↓ ↓ ↑ ↓ ↓ ↓ ↓ ↑

G Dsus4 Am Am G Dsus4 C2 C2

CHORUS

↓ ↓ ↓ ↓ ↑ ↓ ↓ ↓ ↓ ↑ ↓ ↓ ↓ ↓ ↑ ↓ ↓ ↓ ↓ ↑ ↓ ↓ ↓ ↓ ↑ ↓ ↓ ↓ ↓ ↑ ↓ ↓ ↓ ↓ ↑ ↓ ↓ ↓ ↓ ↑

G Dsus4 Am Am G Dsus4 C2 C2

↓ ↓ ↓ ↓ ↑ ↓ ↓ ↓ ↓ ↑ ↓ ↓ ↓ ↓ ↑ ↓ ↓ ↓ ↓ ↑ ↓ ↓ ↓ ↓ ↑ ↓ ↓ ↓ ↓ ↑ ↓ ↓ ↓ ↓ ↑ ↓ ↓ ↓ ↓ ↑

G Dsus4 Am Am G Dsus4 C2 C2

Knockin' On Heaven's Door STEP 2

